

Spin Tissue Processor
STP 120
for tissue infiltration



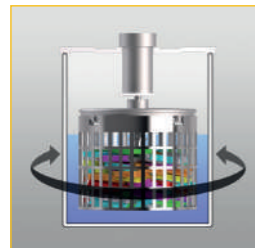
Spin Tissue Processor **STP 120**

Myr Spin Tissue Processor STP 120 has been developed to meet the requirements of every single laboratory. The state-of-the-art technology and the unsurpassed processing method of the **STP 120** qualifies it as the most successful Spin Tissue Processors ever. More than 3.000 units installed around the world confirm its leading position.

A worldwide unique technique

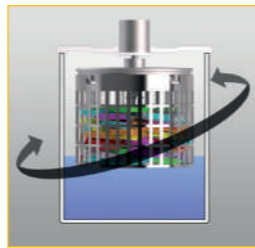
Tissue processing is a technique that uses alcohols to remove water from tissues and replace it with a medium that allows sectioning of tissue. Several methods are used to achieve this. **Myr Spin Tissue Processor STP 120** fulfills it in a patented and unique technique that combines several movements for the tissue to achieve perfect infiltration results. This is possible thanks to the world's best spin processing method.

ROTATIONAL AGITATION. The basket with the cassettes is immersed into the reagent vessel. In this position, the basket turns at 60 rpm and changes the rotational direction every 60 seconds. The rotational agitation



achieves a perfect infiltration of tissue, an homogeneous mixture of the reagents and a reduction of processing time. To get better results, user can start optionally a shaking process.

SHAKING. This movement can be optionally activated on the control panel and allows the basket to perform an up-down movement inside the vessel that combined with the rotational agitation fulfills an helicoidal movement that increases infiltration quality at a high degree of precision. At the end of this process, baskets start centrifuging.



CENTRIFUGING. This function is activated as soon as the infiltration time comes to an end. The basket rises above the reagent's level but rests inside the vessel. For a period of 60 seconds it starts whirling at 210 rpm and changes the rotational direction every 15 seconds. This process allows tissue to be optimally drained and avoids carry-over of reagents from one vessel to another.



Tissue processing achieves by this method almost similar results to those obtained with vacuum systems!

Versions

STP 120-1: Standard instrument (basic instrument, 10 reagent vessels, 2 paraffin baths, 1 stainless steel basket for 120 cassettes, 1 tool kit and 1 user manual).

STP 120-2: STP 120-1 + fume extraction system with charcoal filter.

STP 120-3: STP 120-2 + 3rd paraffin station and 2nd basket for another 120 cassettes.



Components and accessories



Active charcoal filter

Ergonomic control panel

The buttons of the control panel are arranged ergonomically for easy handling. The LCD display shows all the parameters throughout the process, such as programm number, vessel, remaining time, start time, start delay, total duration of the programm, rotational agitation and shaking, basket's centrifuging, temperature of paraffin baths, date and time.

Easy handling

The instrument has capacity to store up to 10 different programs that can be freely set up by the user. Each one of the programs can be started in immediate or delayed mode, without time limit. The instrument can easily be rotated via the four rollers mounted on the base. This allows the user to have fast and safe access to each one of the vessels.

Maximum safety standards for the user and the specimen

The individual cover for each one of the vessels reduce the emission of vapors to a minimum. The STP 120-2 and STP 120-3 versions incorporate a fume extraction system that - through a fan and an active charcoal filter - cleanse the vapors before being discharged into the air.

In case of a power shutdown, the specimens are automatically lowered inside the vessel by means of a battery to protect them against dessication and solid paraffins. Once power is restored, the instrument resumes the program at the same point in which it was interrupted. If it is a long power failure and the paraffin baths become solidified, the safety program will be activated. The instrument will then wait for the baths to be fully liquified before going ahead with the change to the paraffin baths.


Emergency motions can be implemented through the battery, such as moving the basket up and down or station change (as long as the basket is not inside a solidified paraffin bath). Instru-

ment is also equipped with an emergency stop button. It is possible to interrupt

a program for reloading or advanced unloading of samples.

Alarms during the process

If the specimens remain inside a station for a longer time than the programmed time, e.g. due to a power failure, the display will show a message indicating the station number and the overtime spent in that station compared with the initially programmed time. The acoustic and visual alarms can easily be identified by the user. The keyboard can be locked by the user to avoid an inadvertent change of the process parameters during operation.



STP 120-3:

2 stainless steel baskets + 3 paraffin baths for processing up to 240 cassettes.

In anatomical pathology, tissue processing is a decisive factor. MYR has been offering for more than 25 years a broad range of histology equipment to perform the processing, the embedding and the staining of tissues. Many laboratories are already benefitting from the proven technology, the high reliability and the professional approach of a dedicated team. We meet your requirements. Because we are devoted to Histology.

Technical Data Spin Tissue Processor STP 120

Power requirements

Nominal voltage	100 - 120 V	220-240 V AC (± 10%)
Network's frequency	50/60 Hz	
Consumption	400 VA	
Fuses	115 V (2xT4A)	230 V (2xT2A)
Battery Nickel-Cadmium	12 V 600 mA	

Programming

Number of programs	10 (selectable)
Infiltration time per station	from 1 m to 90 h 59 m
Rotational agitation	selectable
Shaking	selectable
Centrifuging time	selectable
Program start delay	selectable without time limit

Capacity

Reagent stations

Number of vessels	10 (9 if 3 paraffin baths are used)
Volume per vessel	1,8 l

Paraffin stations

Number	2 (optionally 3)
Volume	1,8 l
Nominal voltage	24 V AC
Nominal power per station	100 VA
Temperature setting range	45 - 70 °C in 1°C increments
Overtemperature release	75 °C (± 4 °C)

Cassette baskets

Number of baskets	1 (optionally 2)
Basket capacity	120 cassettes (optionally 240)

Dimensions

Diameter	850 mm
Height	500 - 700 mm
Diameter of the roller's circle	670 mm

Weight

Including packaging	130 kg
Net (fully equipped)	70 kg

Optional equipment

- Spiral support for a second cassette basket (double processing capacity)
- Additional basket
- Additional paraffin bath (necessary when operating the processor with the two baskets)
- Fume extraction system with active charcoal filter



Especialidades Médicas Myr S.L.

ISO 9001 / 13485 certified company
Lleida, 17-23 - P. I. L'Empalme
43712 Llorenç del Penedès - Spain

Phone. +34 977 66 8020
Fax. +34 977 66 8030

Mail. esp.medicas@myr.com.es

www.myr.com.es